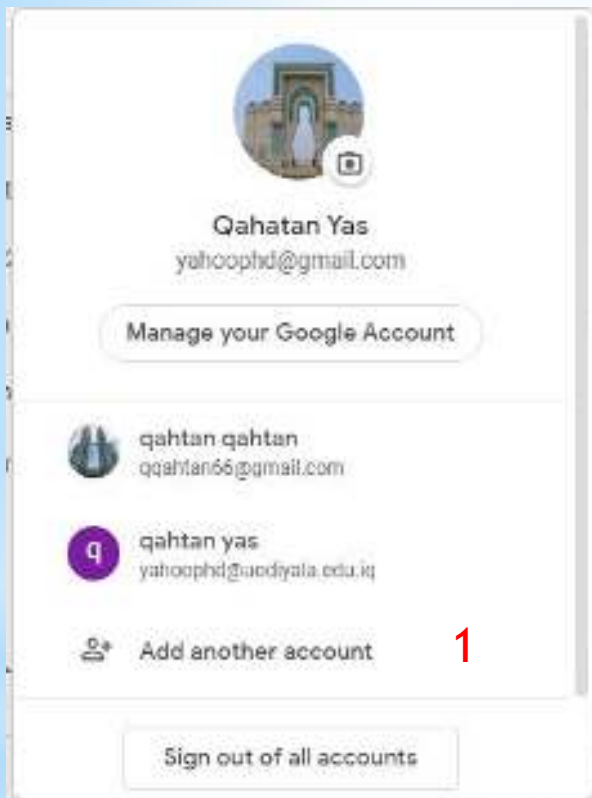


Registration & Applications of Google account

أعداد

م. د قحطان مجيد ياس
وحدة التعليم الالكتروني
جامعة ديالى

Add Another Account



Qahatan Yas
yahoophd@gmail.com

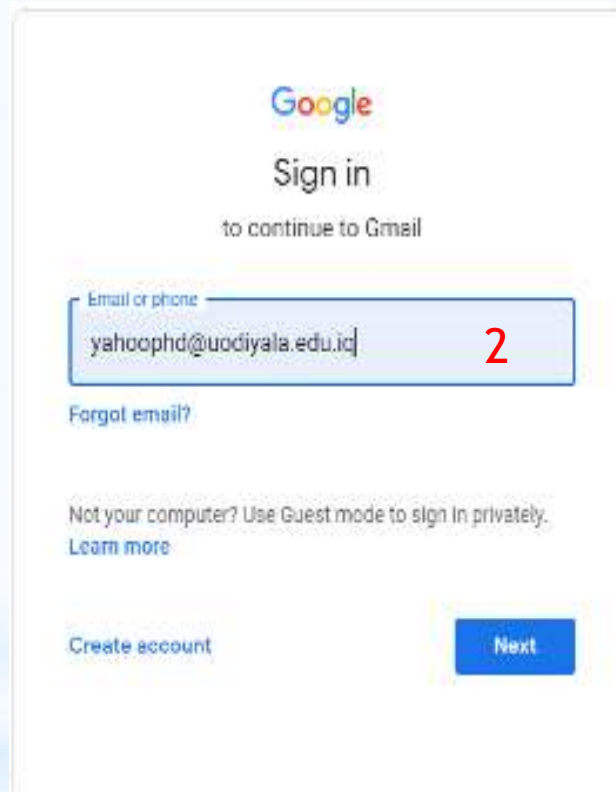
Manage your Google Account

qahtan qahtan
qqahtan66@gmail.com

qahtan yas
yahoophd@uodiyala.edu.iq

Add another account **1**

Sign out of all accounts



Google

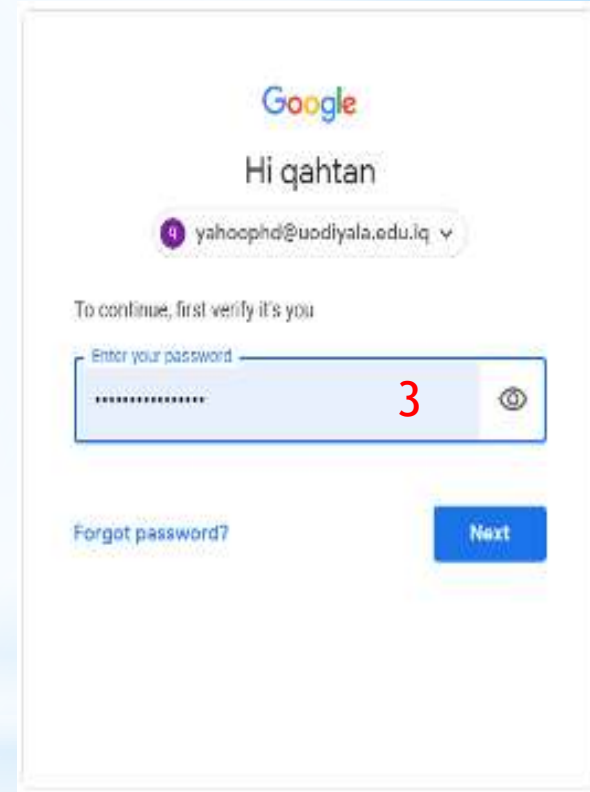
Sign in
to continue to Gmail

Email or phone
yahoophd@uodiyala.edu.iq **2**

Forgot email?

Not your computer? Use Guest mode to sign in privately.
[Learn more](#)

Create account **Next**



Google

Hi qahtan

yahoophd@uodiyala.edu.iq

To continue, first verify it's you

Enter your password
..... **3**

Forgot password? **Next**

Gmail Profile

The screenshot displays the Gmail web interface. At the top left, the Gmail logo is visible. A search bar is located at the top center. On the right side of the top bar, there are icons for help, app menu, and G Suite, along with a profile picture. The left sidebar contains navigation options: Compose, Inbox (highlighted), Starred, Snoozed, Sent, Drafts, and More. The main content area shows the 'Primary' tab selected, with two email messages listed. The first message is from 'Gmail Team' with the subject 'Get the official Gmail app - Get the official Gmail app The best fe...' and is dated 'Jan 7'. The second message is from 'Gmail, me 2' with the subject 'Tips for using your new inbox - Hi Gmail Team Could you help m...' and is also dated 'Jan 7'. Above the messages, there are icons for archive, refresh, and more actions, along with a page indicator '1-2 of 2' and navigation arrows.

Gmail

Search mail

G Suite

Compose

Inbox

Starred

Snoozed

Sent

Drafts

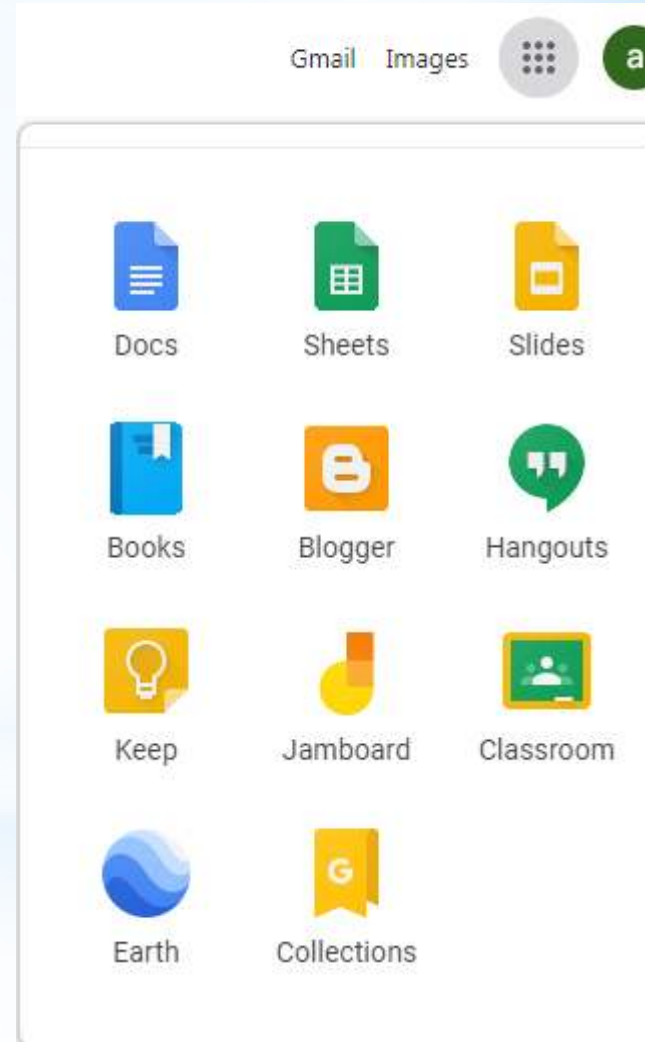

More

Primary Social Promotions Updates Forums

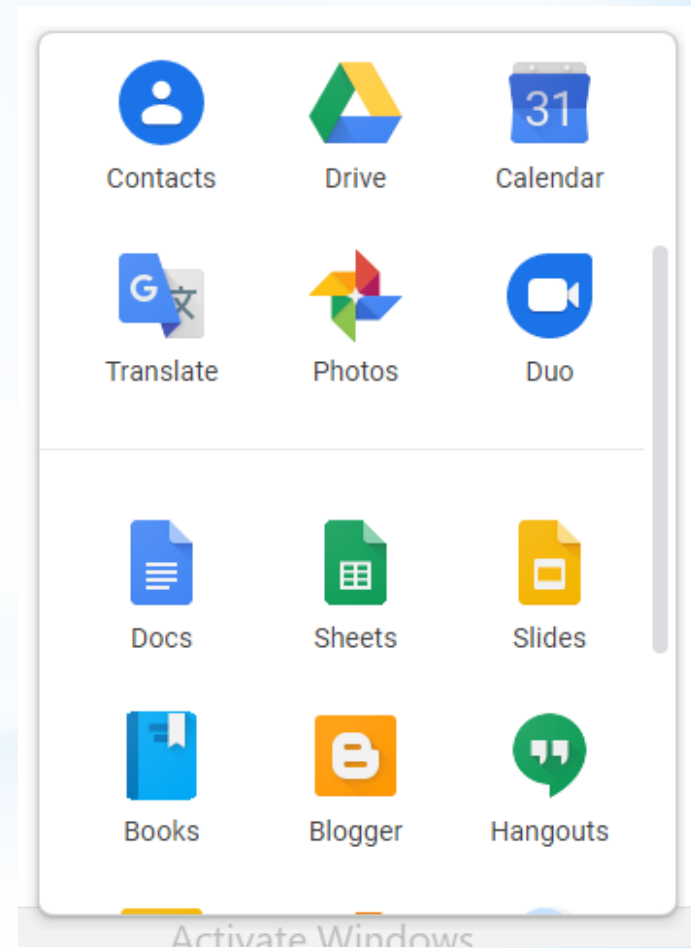
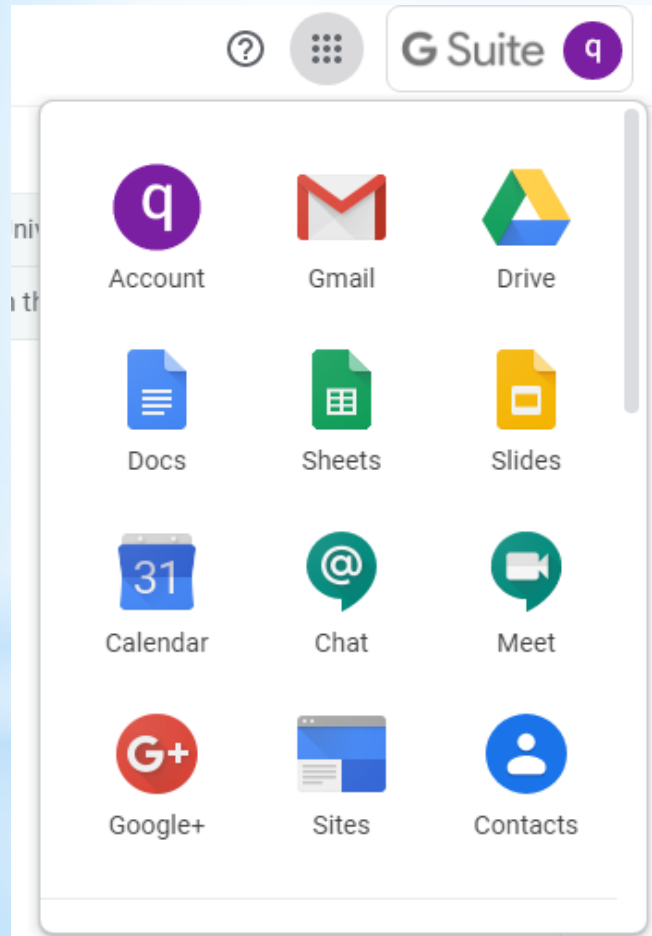
1-2 of 2

<input type="checkbox"/>	<input type="checkbox"/>	<input type="checkbox"/>	<input type="checkbox"/>	Gmail Team	Get the official Gmail app - Get the official Gmail app The best fe...	Jan 7
<input type="checkbox"/>	<input type="checkbox"/>	<input type="checkbox"/>	<input type="checkbox"/>	Gmail, me 2	Tips for using your new inbox - Hi Gmail Team Could you help m...	Jan 7


Applications of Google



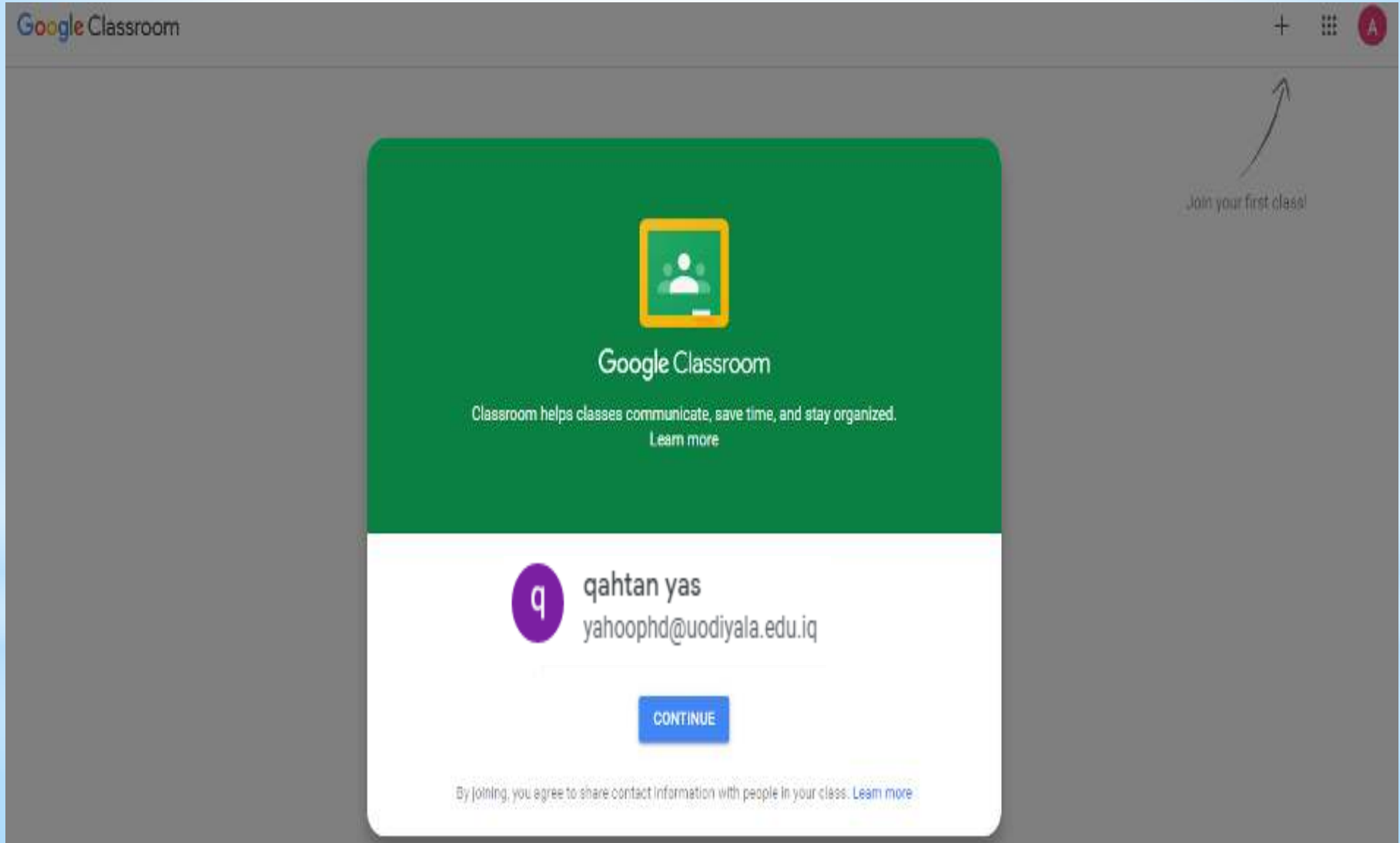
Applications of G Suite



Applications of G Suite



Google Classroom



The image shows a screenshot of the Google Classroom sign-up interface. At the top left, the "Google Classroom" logo is visible. In the top right corner, there are navigation icons: a plus sign, a grid icon, and a red circle with a white letter 'A'. Below these icons, a curved arrow points to the text "Join your first class!". The main content area is a large card with a green top half and a white bottom half. In the green section, there is a white icon of a person with a yellow border, followed by the text "Google Classroom" and the description "Classroom helps classes communicate, save time, and stay organized." with a "Learn more" link. The white section displays a purple circular profile picture with the letter 'q', the name "qahtan yas", and the email address "yahoophd@uodiyala.edu.iq". Below this is a blue "CONTINUE" button. At the bottom of the card, there is a small text line: "By joining, you agree to share contact information with people in your class. [Learn more](#)".

Google Classroom

Pick your role



I'M A STUDENT



I'M A TEACHER

Sheets



Search

G Suite A

Start a new spreadsheet

Template gallery



Blank



Attendance



Grade book



To-do list



2020 Calendar



2019 Calendar

Recent spreadsheets

Owned by anyone

Last opened by me



No spreadsheets yet

Click + to create a new spreadsheet.

Slides

Start a new presentation

Template gallery ⌵ ⋮



Blank



Book report



Field trip



Flash cards



Science project



Photo album

Recent presentations

Owned by anyone ▾



No presentations yet

Click + to create a new presentation.

Slides

Untitled presentation ☆

File Edit View Insert Format Slide Arrange Tools Add-ons Help [All changes saved in Drive](#)

Present Share

Background Layout Theme Transition

1 2 3

Click to add title

Click to add text

Themes

Shift

Momentum

Paradigm

Material

The image shows the Google Slides web interface. At the top, there's a title bar with 'Untitled presentation' and a star icon. Below it is a menu bar with options: File, Edit, View, Insert, Format, Slide, Arrange, Tools, Add-ons, and Help. A status bar indicates 'All changes saved in Drive'. On the right side of the top bar, there are icons for a graph, a chat bubble, a 'Present' button with a dropdown arrow, a 'Share' button with a lock icon, and a user profile icon with the letter 'A'. Below the menu bar is a toolbar with icons for adding, undo, redo, print, zoom, pan, text, image, shape, and a plus sign for more options. Below the toolbar is a ruler with numbers 1 through 9. The main workspace shows three slides in a vertical list on the left. Slide 1 is a solid blue rectangle. Slide 2 is selected and highlighted with a yellow border; it has a blue header with the text 'Click to add title' and a white body with the text 'Click to add text'. Slide 3 is a solid blue rectangle. On the right side, there is a 'Themes' sidebar with a close button (X) and a '31' icon. It displays three theme thumbnails: 'Shift' (green background with a clock and bar chart), 'Momentum' (white background with a dark blue triangle), and 'Paradigm' (solid blue background). Below these is a 'Material' theme (solid blue background). Each theme thumbnail has the text 'Click to add title' and 'Click to add subtitle'.

Docs

Start a new document

Template gallery ⌵ ⋮



Blank



Essay
Paperback



Report
Simple



Report
Luxe



Report
MLA



Book report
by Reading Rainbow



Class notes
Playful

Recent documents

Owned by anyone ▾



No text documents yet
Click + to create a new document.

Docs

Untitled document

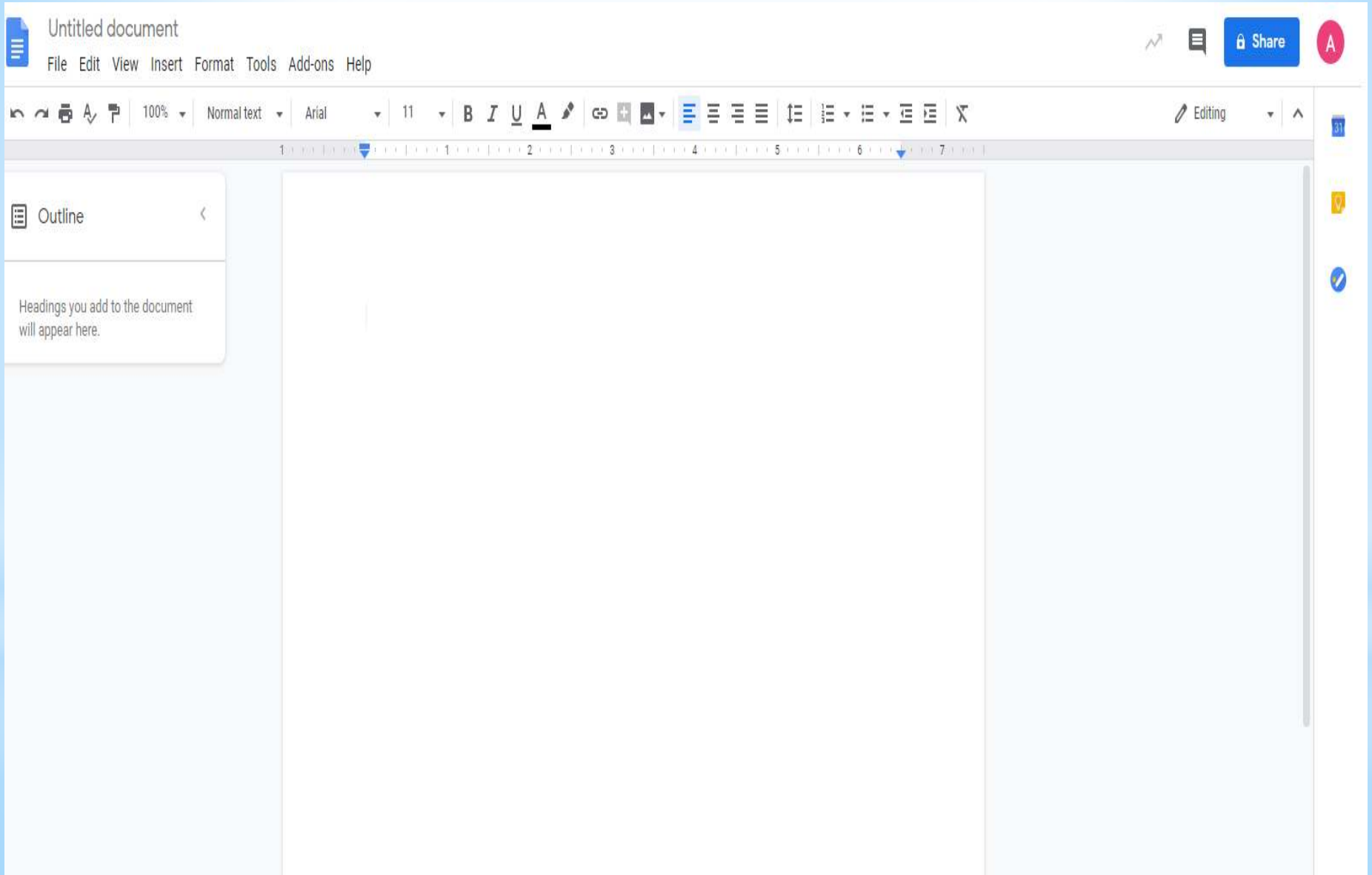
File Edit View Insert Format Tools Add-ons Help

100% Normal text Arial 11 B I U A

Editing

Outline

Headings you add to the document will appear here.

The image shows a Google Docs interface. At the top, there is a title bar with "Untitled document" and a "Share" button. Below that is a menu bar with "File", "Edit", "View", "Insert", "Format", "Tools", "Add-ons", and "Help". A toolbar contains various icons for undo, redo, print, text color, background color, font size (set to 11), bold, italic, underline, text color, link, insert, and list creation. The main editing area is a large white rectangle. On the left side, there is an "Outline" panel with a left-pointing arrow and the text "Headings you add to the document will appear here." On the right side, there is a vertical sidebar with a blue "31" icon, a yellow "G" icon, and a blue checkmark icon.

Google - Drive

The screenshot displays the Google Drive interface. At the top, there is a search bar labeled 'Search Drive' and several utility icons. The main area is titled 'My Drive' and contains a 'Quick Access' section with four items: a curriculum vitae document, a portrait photo, a PDF document, and an image with Arabic text. Below this is a 'Folders' section with a grid of folders including 'All papers qahtan', 'c.samaan', 'Classroom', 'Corraccation', 'CV-QAHTAN-2014', 'Final thesis qahtan2018...', 'format thesis', and 'g suite'. On the left side, there is a navigation menu with options like 'New', 'My Drive', 'Shared with me', 'Recent', 'Starred', 'Trash', and 'Storage' (showing 4.6 GB of 15 GB used).

Drive

Search Drive

My Drive

Quick Access

- Curriculum Vitae (C.V. Qahta...)**
You opened in the past year
- Copy of 1.jpg**
You created in the past year
- Copy of 10,1007@978-3-0...**
You created in the past year
- IMG-20200305-WA0033.jpg**
You shared in the past month

Folders

Name	↑
All papers qahtan	
c.samaan	
Classroom	
Corraccation	
CV-QAHTAN-2014	
Final thesis qahtan2018-...	
format thesis	
g suite	

Storage
4.6 GB of 15 GB used
Buy storage

G Suite - Drive

The image shows the Google Drive web interface. At the top left is the Drive logo and a search bar labeled 'Search Drive'. Below the search bar is the '+ New' menu, which is open and shows options for creating a Folder, File upload, Folder upload, Google Docs, Google Sheets, Google Slides, and a 'More' option. The 'More' option is selected, opening a sub-menu with options for Google Forms, Google Drawings, Google My Maps, Google Sites, Google Apps Script, Google Jamboard, and 'Connect more apps'. The main area of the Drive interface displays a grid of files and folders. The files include a PDF document, a photo of a man, and a document with Arabic text. The folders include 'Classroom', 'format thesis', 'g suite', and 'مذاكرة المصروفين'. The interface also shows storage usage information (4.6 GB of 15 GB used) and a sidebar with additional navigation options.

Drive

Search Drive

+ New

- Folder
- File upload
- Folder upload
- Google Docs
- Google Sheets
- Google Slides
- More

- Google Forms
- Google Drawings
- Google My Maps
- Google Sites
- Google Apps Script
- Google Jamboard
- Connect more apps

Storage

4.6 GB of 15 GB used

Buy storage

Folders

Classroom

format thesis

g suite

مذاكرة المصروفين

Activate Windows

**Thank you for your
Attention**